



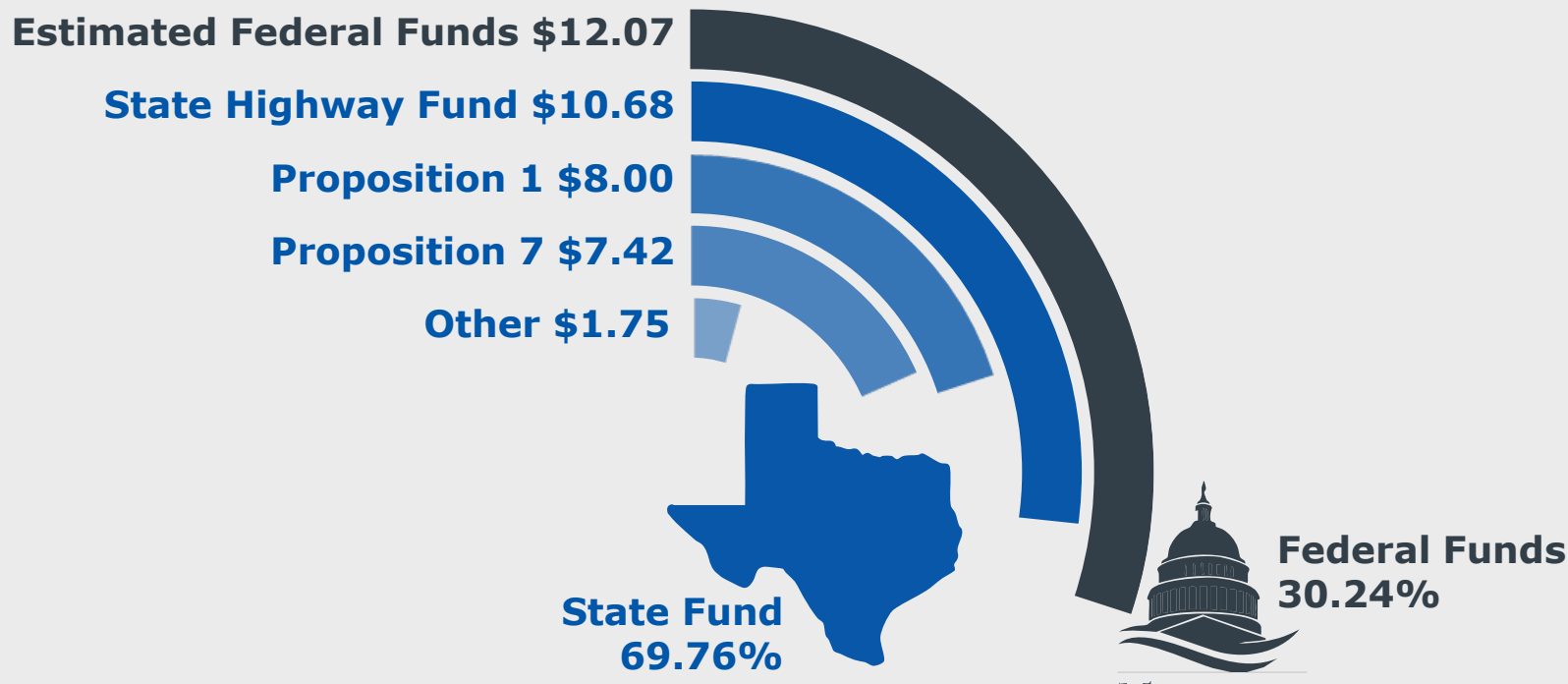
September 10, 2025

# Chief Engineer - Update & Initiatives

2025 TxAPA Annual Conference

Carl Johnson, P.E.; Chief Engineer

## TxDOT FY 2026-2027 Budget Sources (In Billions)



The Unified Transportation Program (UTP) is TxDOT's 10-year plan that guides the development of transportation projects across the state. The Commission approved the 2026 UTP in August.



## Determines Projected Funding & Distribution

Determines how much transportation funding the state expects to have over the next decade and how to distribute it to address needs across the state.



## 12 Funding Categories

Organized into 12 funding categories that focus on different highway project types or ranges of activities.



## Planning for the Next 10 Years

Includes all transportation projects that TxDOT is developing for construction over the next 10 years.



## Mandated by State Law

Required by state law to be approved by the Texas Transportation Commission each year by August 31.

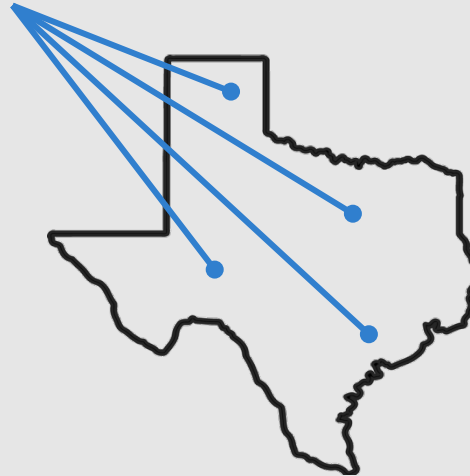
# Key Items the Commission Authorized




The total dollar amount available in the 2026 UTP



How the total is distributed around the state and by category



Funding on certain specific mobility projects

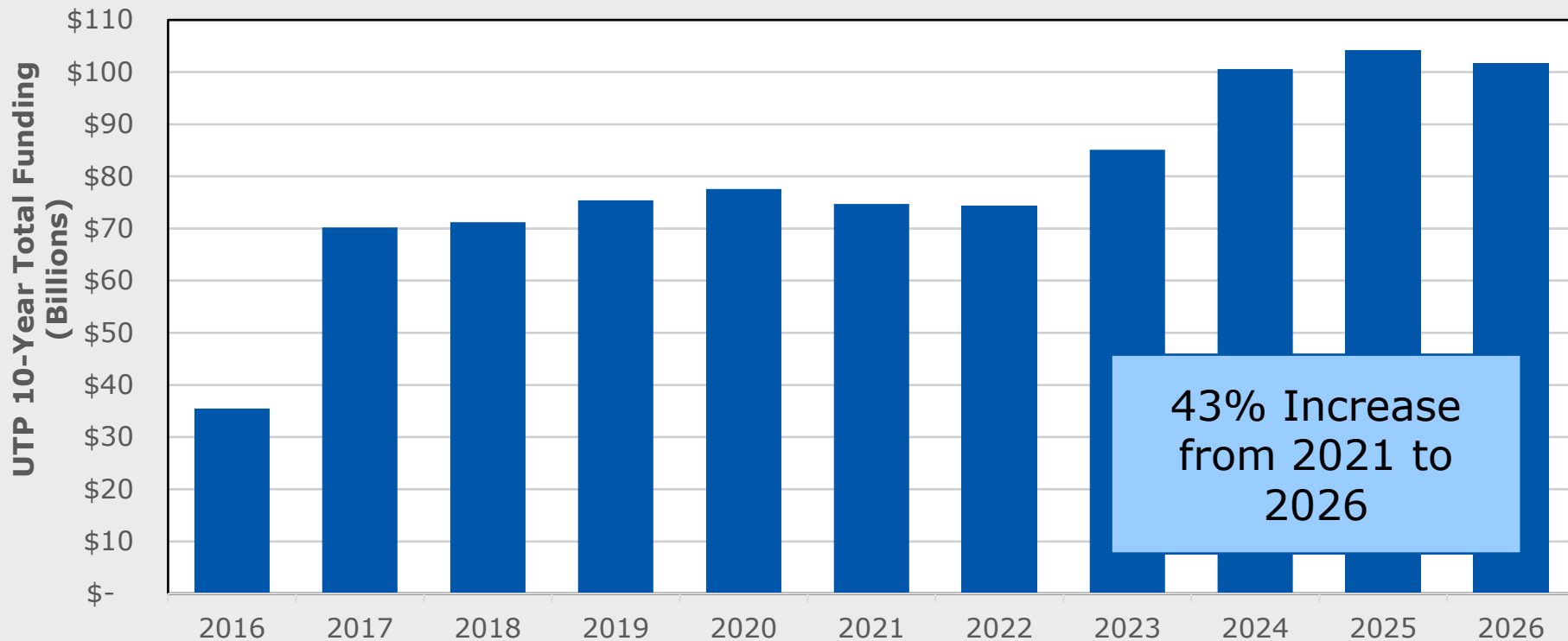


# 2026 UTP Funding Distribution

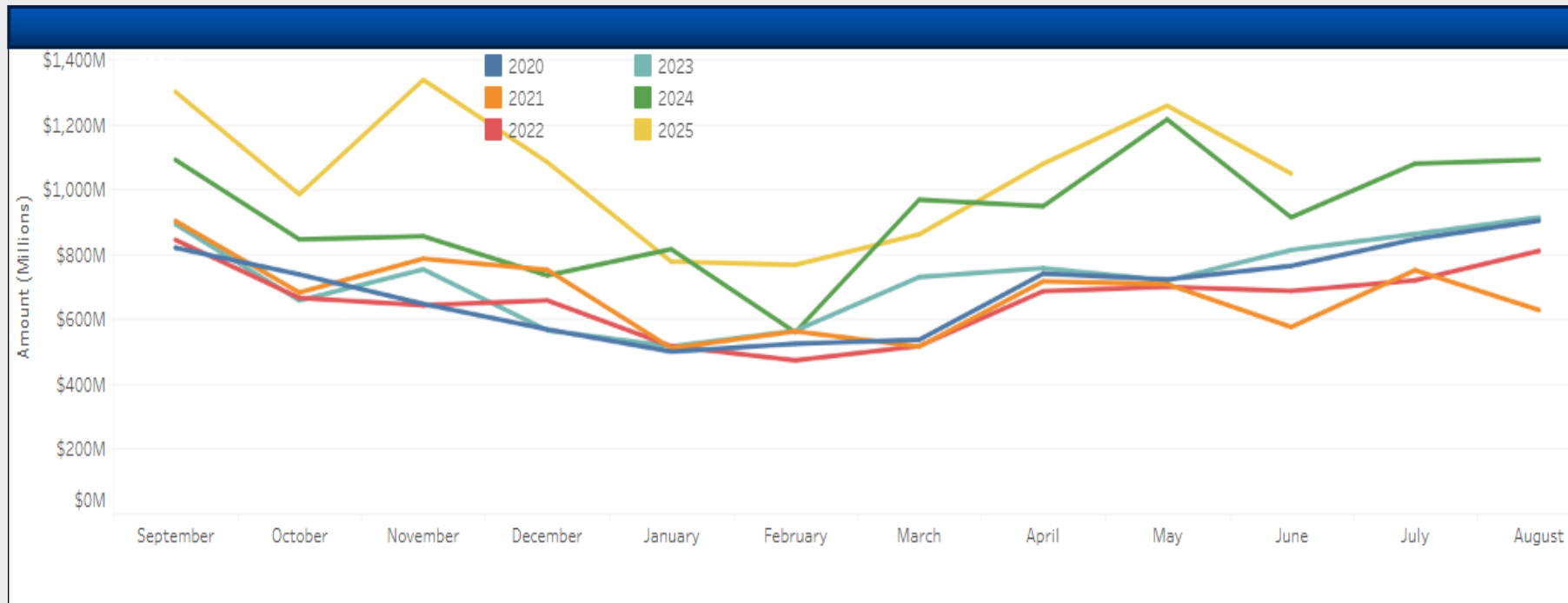


Category and Description		2026 UTP New Available Funding	2026 UTP Distribution
1	Preventive Maintenance and Rehabilitation	\$2,054,624,195	\$18,406,812,861
2	Metro and Urban Area Corridors	\$385,223,052	\$9,826,872,045
4R	Statewide Connectivity Corridors (Rural)	\$162,446,366	\$9,681,621,998
4U	Statewide Connectivity Corridors (Urban)	\$90,213,360	\$7,483,667,233
5	Congestion Mitigation and Air Quality	(\$149,359,803)	\$1,937,992,093
6	Structures Replacement (Bridges)	\$395,921,717	\$4,616,141,185
7	Metropolitan Mobility and Rehabilitation	\$600,264,205	\$6,003,153,992
8	Safety	\$379,838,771	\$3,747,421,009
9	Transportation Alternatives	\$175,547,783	\$1,762,738,922
10	Supplemental Transportation Projects	\$160,753,724	\$1,490,710,871
10CR	Carbon Reduction Program	(\$651,517,008)	\$318,750,145
11	District Discretionary	\$629,429,675	\$2,240,000,000
11ES	Energy Sector	\$349,796,943	\$2,714,115,000
11SF	District Safety	\$241,312,171	\$1,191,932,030
12	Strategic Priority	\$2,074,618,527	\$14,922,577,470
12CL	Strategic Priority (Texas Clear Lanes)	\$600,000,000	\$6,000,000,000
<b>Sub-Total Distribution (Less Cat 3)</b>		<b>\$7,499,113,678</b>	<b>\$92,344,506,854</b>
3	Non-Traditionally Funded Projects (subject to change)		\$9,240,118,810
<b>Total Estimated UTP Funding</b>			<b>\$101,584,625,664</b>
Estimated Development Costs			\$33,900,000,000
Estimated Routine Maintenance Contracts			\$10,970,000,000
<b>Total Ten-Year Estimated Investment in Projects</b>			<b>\$146,454,625,664</b>

## Historical UTP Funding



## Monthly Contractor Payments



# HELP MAKE TEXAS SAFER FOR EVERYONE

## DRIVE *like a* TEXAN™

Kind. Courteous. Safe.

[DriveLikeATexan.com](https://www.drive-like-a-texan.com)

